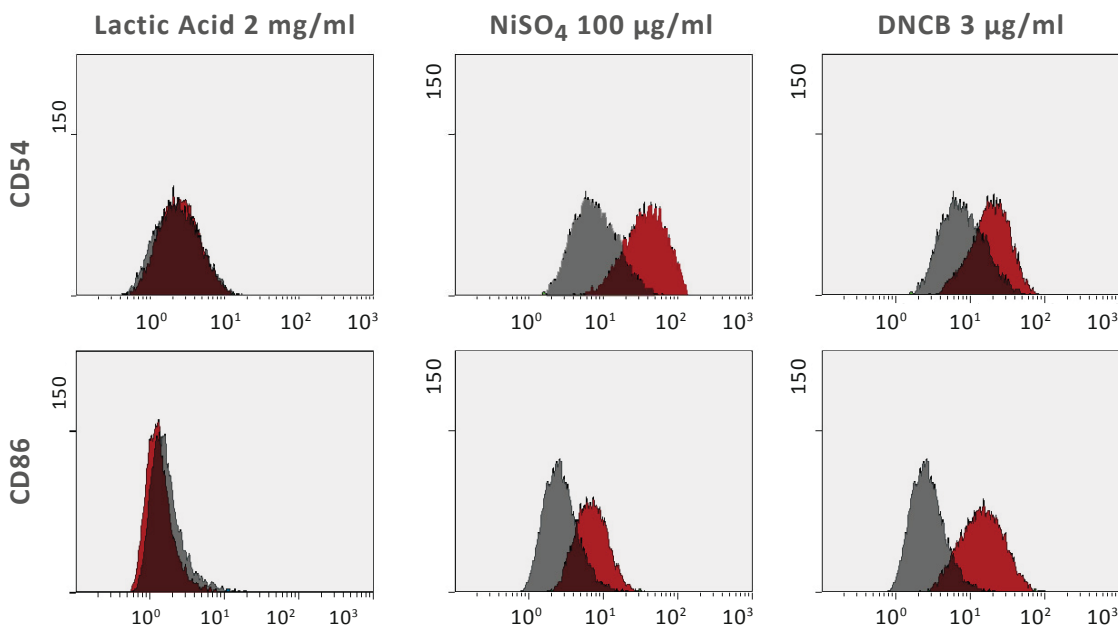


ASSAY - READY - GO!

instaCELL® skin sensitization assay kit I

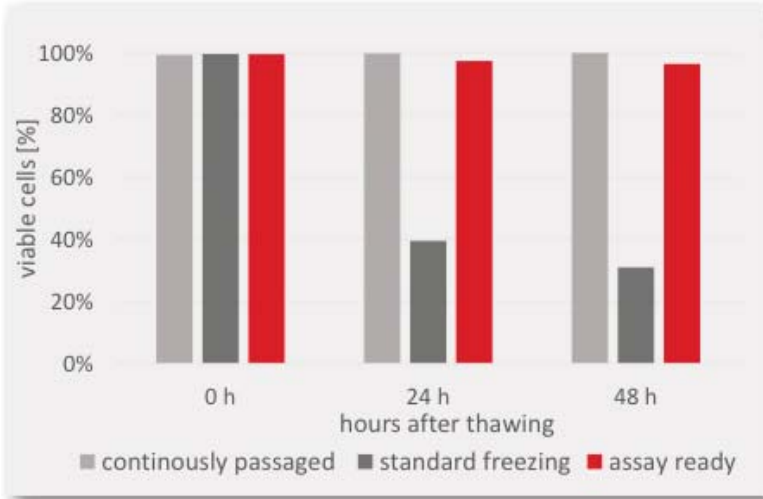
- + includes assay ready THP-1 cells
- + validated for instant use in human cell line activation test (hCLAT)
- + no prior cultivation or passaging of the cells required
- + protocol according to OECD guideline 442E
- + reliable and significant response to skin sensitizers



activation of assay ready THP-1 cells by skin sensitizers

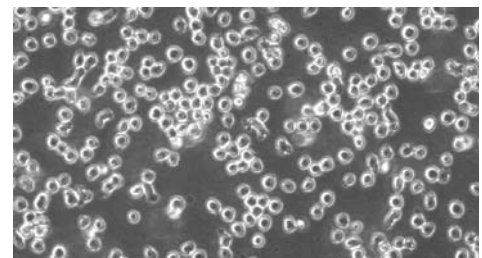
assay ready THP-1 cells were challenged with DNCB and nickel sulfate, two potent skin sensitizers. Lactic acid was used as a negative control. The activation of the cells was assessed by CD54 and CD86 expression. Assay ready THP-1 cells respond to sensitizers with a strong expression of the markers (red) compared to untreated cells (grey).





PI staining of damaged THP-1 cells

assay ready THP-1 cells maintain a lasting high viability after thawing (red) and do not undergo a crisis after cryo-passage like regular frozen THP-1 (dark grey) which need a period of continuous cultivation for recovery.



Morphology of assay ready THP-1 cells

make your life easier

- + safe laboratory resources, no maintenance cell culture required
- + obtain reproducible results from reliably performing cells
- + flexibly schedule your assay, cells are instantly available at any time



EUROPEAN OFFICE

+49 (160) 987 577 56

acCELLerate GmbH
 Osterfeldstraße 12-14
 22529 Hamburg · Germany

please@accelerate.me
 www.accelerate.me

US OFFICE

+1 (908) 262 25 92

acCELLerate GmbH
 1 Jill Court, Bldg. 16 Unit 10
 Hillsborough, NJ 08844 · USA

